


# Rental Chiller Package

## 125 Ton



### General System Data

Fully packaged system, completely assembled, arrives on job site ready for installation in minimal time. Chiller package includes pump matched specifically to range of operation, piping (includes pump bypass), and in-line Y-strainer.

### Equipment Features & Options

- 32' gooseneck trailer
- 15 hp mounted pump package
- Booster pump options
- 4" Y strainer
- Louvered condenser hail guards
- Single point power
- Control transformer
- R-22 refrigerant
- Flow switch with safety interlock
- Voltage – 460V / 60Hz / 3Ø
- Circuit Breaker/s
- Across the Line Start
- Service isolation valve
- Low temperature Glycol options
- BAS Options

### Basic Equipment Data

Model	RTAA125
Refrigerant	R-22
Ambient Range	25-115°
Chilled Water Setpoint	40-65°
Chilled Water Setpoint with Glycol	39° or less
Refrigerant Circuits	2
# Compressors	2
Equipment Insurance Value	\$100,000

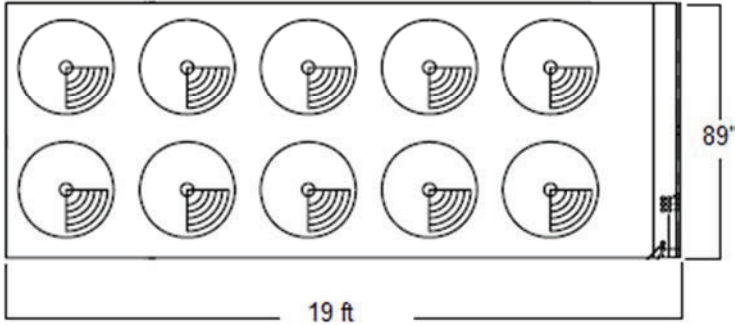
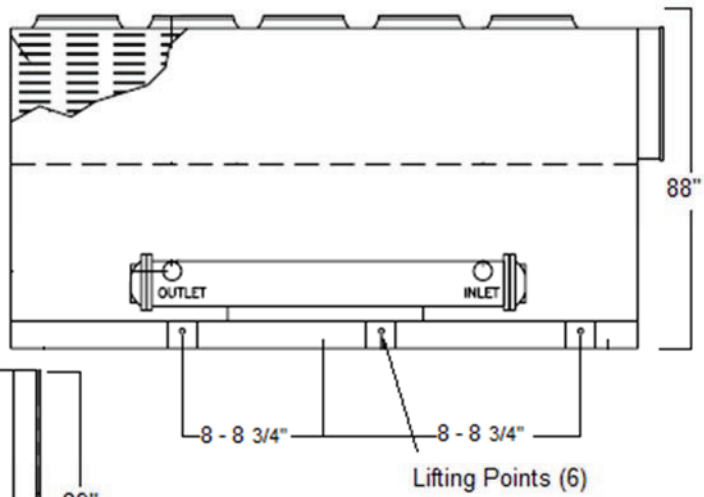
### Electrical Data

Nominal Voltage	460V / 60Hz / 3Ø
Single Point Power Connection (2 per Ø)	16 Series Cam Type
MCA (single point power connection)	253
MCA (single point power connection w/ pump)	271
RLA (single point power connection)	227
RLA (single point power connection w/ pump)	245

\* A separate 115 / 60 / 1, 20 amp customer provided power connection is required to power the evaporator heaters (420 watts).

### Physical Data

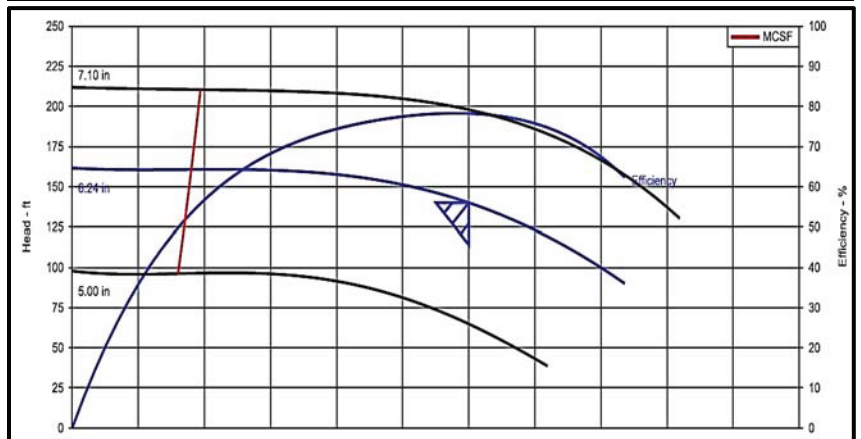
Length	19'
Length (with trailer)	32'
Width	89"
Width (with trailer)	102"
Height	88"
Height (with trailer)	124"
Operating Weight	9,195 lbs.



### Pump Data

Flow	300 GPM
Head	140 FT
Horsepower	15
RPM	3530
Cycle	60
Phase	3Ø
FLA	17.3

### Pump Performance



### Evaporator Data

Water Storage	45.8 Gallons
Minimum Flow	150 GPM
Maximum Flow	450 GPM
Nominal Flow	300 GPM
Water Side Max PSI	150 PSI
Water Connections	4" Flanged

### Evaporator Water Pressure Drop – 2 pass evaporator

