

# Rental Chiller

## 50 Ton



### General System Data

Fully packaged system, completely assembled, arrives on job site ready for installation in minimal time. Chiller package includes pump matched specifically to range of operation, piping (includes pump bypass), and in-line Y-strainer.

### Equipment Features & Options

- 20' bumper pull trailer
- Fully mounted pump package
- Booster pump options
- Pump bypass option
- Louvered condenser hail guards
- Single point power
- Control transformer
- R-22 refrigerant
- Flow switch with safety interlock
- Voltage – 460V / 60Hz / 3Ø
- Circuit Breaker/s
- Across the line start
- Service isolation valve
- Low temperature Glycol options
- BAS Options

### Basic Equipment Data

Refrigerant	R-22
Ambient Range	0-115°
Chilled Water Setpoint	40-50°
Chilled Water Setpoint with Glycol	39° or less
Refrigerant Circuits	2
# Compressors	4
Equipment Insurance Value	\$85,715

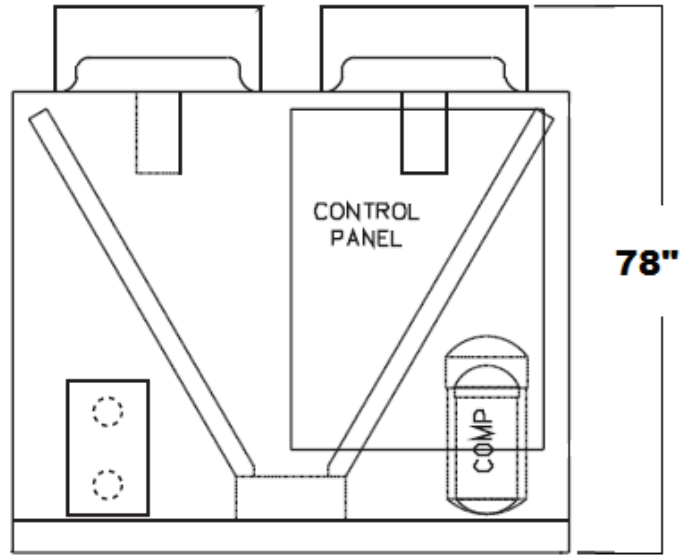
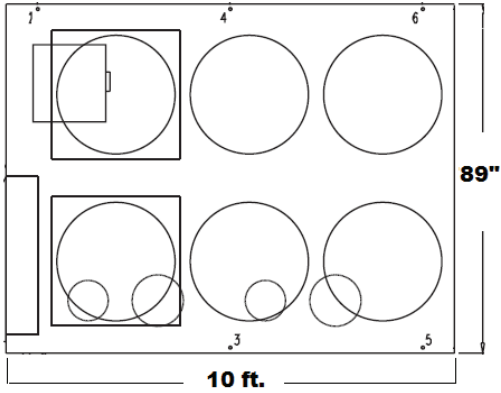
### Electrical Data

Nominal Voltage	460V / 60Hz / 3Ø
Single Point Power Connection (3 per Ø)	16 Series Cam Type
MCA (single point power connection)	98
MCA (single point power connection w/ pump)	107
RLA (single point power connection)	90.2
RLA (single point power connection w/ pump)	100

\* A separate 115 / 60 / 1, 15 amp customer provided power connection is required to power the evaporator heat tape.

### Physical Data

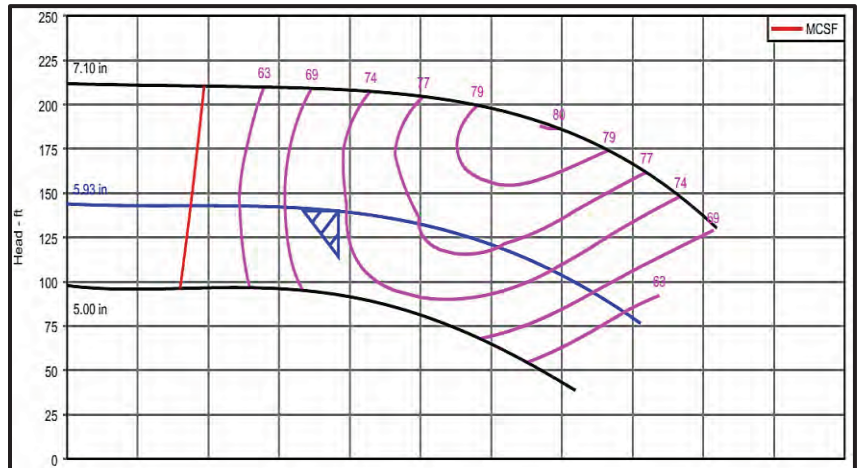
Length	10'
Length (with trailer)	20'
Width	89"
Width (with trailer)	102"
Height	78"
Height (with trailer)	112"
Operating Weight	4,500 lbs.



### Pump Data

Flow	120 GPM
Head	140 FT
Horsepower	7.5
RPM	3500
Cycle	60
Phase	3Ø
FLA	8.9

### Pump Performance



### Evaporator Data

Water Storage	4.3 Gallons
Minimum Flow	60 GPM
Maximum Flow	180 GPM
Nominal Flow	120 GPM
Water Side Max PSI	150 PSI
Water Connections	3" Flanged

### Evaporator Water Pressure Drop

